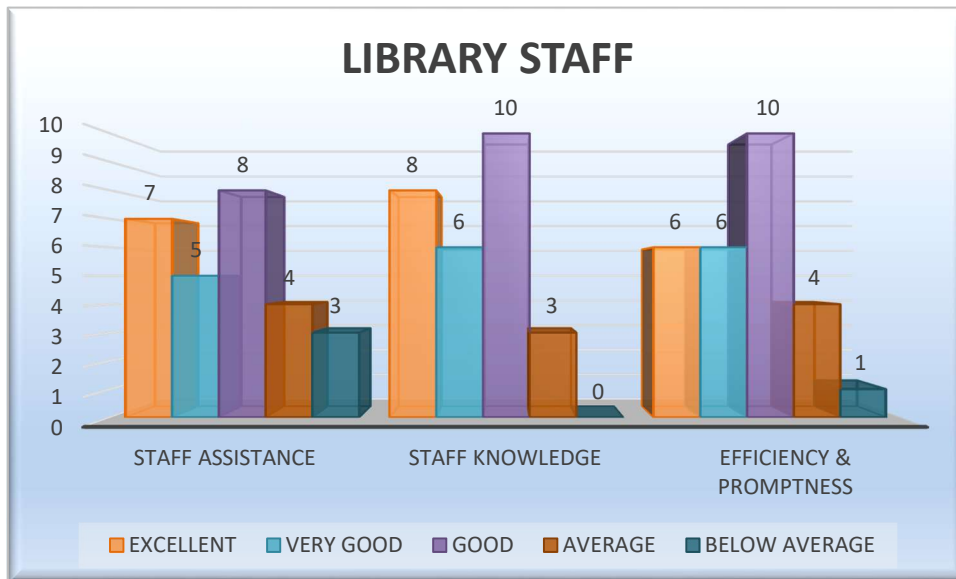


ALUMINI – FEEDBACK ANALYSIS (2023-24)

No. of responses: 27

LIBRARY STAFF

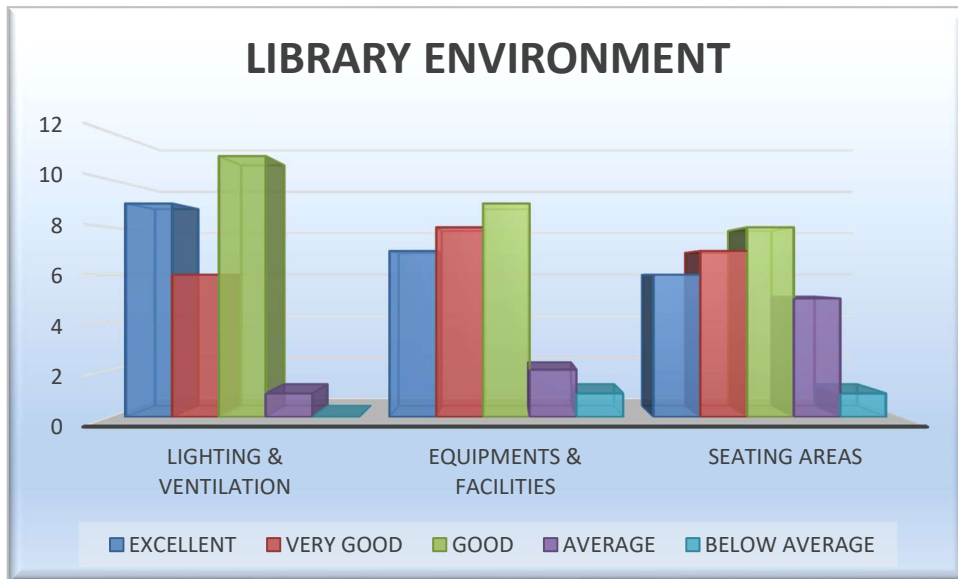
	STAFF ASSISTANCE	STAFF KNOWLEDGE	EFFICIENCY & PROMPTNESS
EXCELLENT	7	8	6
VERY GOOD	5	6	6
GOOD	8	10	10
AVERAGE	4	3	4
BELOW AVERAGE	3	0	1
TOTAL	27	27	27



The above table and the subdivided bar graph reveals that 74.07% respondents are satisfied with **Staff Assistance**, 88.89% respondents satisfied with **Staff Knowledge** and 81.48% respondents are satisfied with **Efficiency and Promptness** of the library staff. This high score suggests that the library staff has been responsible and efficient in performing their duties.

LIBRARY ENVIRONMENT

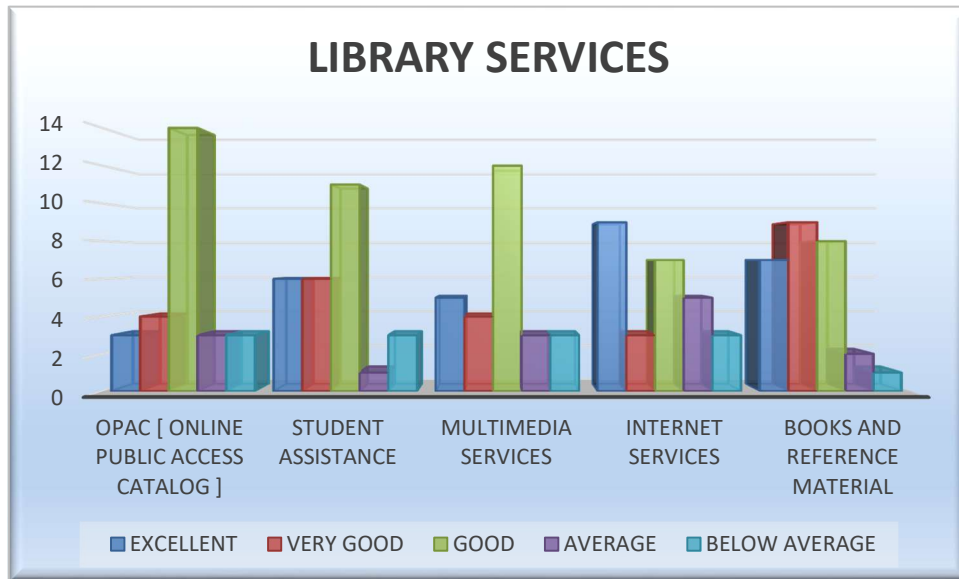
	LIGHTING & VENTILATION	EQUIPMENTS & FACILITIES	SEATING AREAS
EXCELLENT	9	7	6
VERY GOOD	6	8	7
GOOD	11	9	8
AVERAGE	1	2	5
BELOW AVERAGE	0	1	1
TOTAL	27	27	27



The above table and the subdivided bar graph articulates that 96.30% respondents are appreciative of **Lightening and Ventilation**, 88.89% respondents are appreciative of **Equipment’s and Facilities** and 77.78% students respondents are appreciative of **Seating Areas**. This means that library creates a warm environment that makes reading a pleasure.

LIBRARY SERVICES

	OPAC [Online Public Access Catalog]	STUDENT ASSISTANCE	MULTIMEDIA SERVICES	INTERNET SERVICES	BOOKS AND REFERENCE MATERIAL
EXCELLENT	3	6	5	9	7
VERY GOOD	4	6	4	3	9
GOOD	14	11	12	7	8
AVERAGE	3	1	3	5	2
BELOW AVERAGE	3	3	3	3	1
TOTAL	27	27	27	27	27

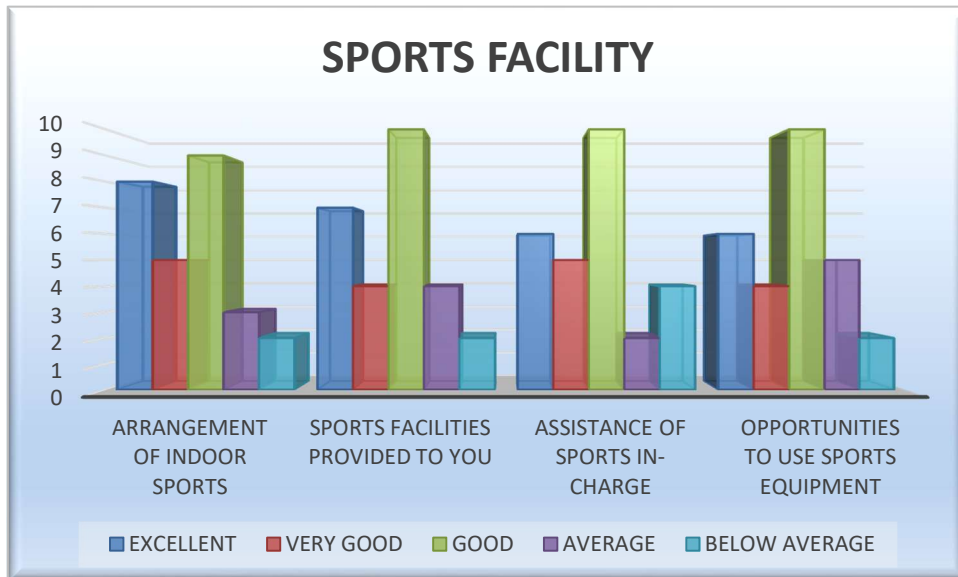


After analyzing the above table and the subdivided bar graph it can be seen that
 77.78% respondents are satisfied with **OPAC**,
 85.19% respondents are satisfied with **Student Assistance**,
 77.78% respondents are satisfied with **Multimedia Services**,
 70.37% respondents are satisfied with **Internet Services**,
 88.89% respondents are satisfied with **Books and Reference Material**.

This shows that majority of students have optimally utilized library services and it has been a great support in their academic activities.

SPORTS FACILITY

	ARRANGEMENT OF INDOOR SPORTS	SPORTS FACILITIES PROVIDED TO YOU	ASSISTANCE OF SPORTS IN-CHARGE	OPPORTUNITIES TO USE SPORTS EQUIPMENT
EXCELLENT	8	7	6	6
VERY GOOD	5	4	5	4
GOOD	9	10	10	10
AVERAGE	3	4	2	5
BELOW AVERAGE	2	2	4	2
TOTAL	27	27	27	27



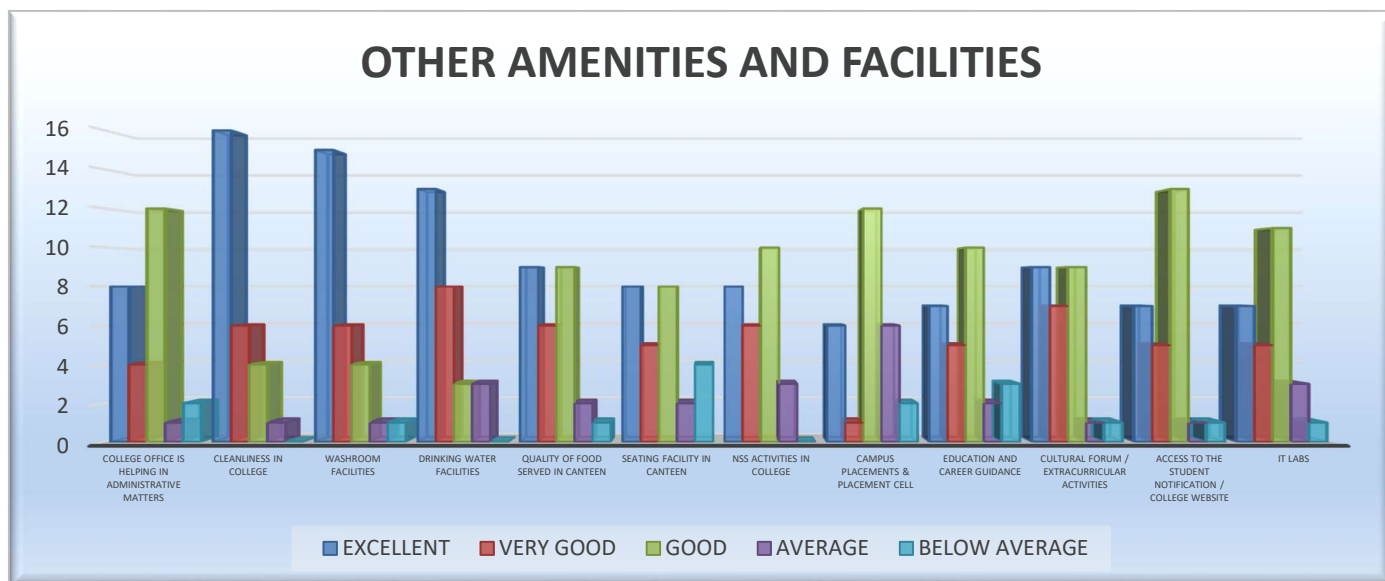
From the above table and the subdivided bar graph, it appears that 81.48% respondents are supportive of **Arrangement of Indoor Sports**, 77.78% respondents are supportive of **Sports Facility provided to students**, 77.78% respondents have given support the **Assistance of Sports In-Charge**, 74.07% respondents support the **Opportunities to use Sports Equipment**.

The sport in charge devotedly organizes sports and games to maximize the potential of students and help them lead a healthy life.

OTHER AMENITIES AND FACILITIES

	COLLEGE OFFICE IS HELPING IN ADMINISTRATIVE MATTERS	CLEANLINESS IN COLLEGE	WASHROOM FACILITIES	DRINKING WATER FACILITIES	QUALITY OF FOOD SERVED IN CANTEEN	SEATING FACILITY IN CANTEEN
EXCELLENT	8	16	15	13	9	8
VERY GOOD	4	6	6	8	6	5
GOOD	12	4	4	3	9	8
AVERAGE	1	1	1	3	2	2
BELOW AVERAGE	2	0	1	0	1	4
TOTAL	27	27	27	27	27	27

	NSS ACTIVITIES IN COLLEGE	CAMPUS PLACEMENTS & PLACEMENT CELL	EDUCATION AND CAREER GUIDANCE	CULTURAL FORUM / EXTRACURRICULAR ACTIVITIES	ACCESS TO THE STUDENT NOTIFICATION / COLLEGE WEBSITE	IT LABS
EXCELLENT	8	6	7	9	7	7
VERY GOOD	6	1	5	7	5	5
GOOD	10	12	10	9	13	11
AVERAGE	3	6	2	1	1	3
BELOW AVERAGE	0	2	3	1	1	1
TOTAL	27	27	27	27	27	27



The above table and the subdivided bar graph sheds light on following:

88.89% respondents are happy with **College Office help in Administrative matters.**

96.30% respondents are happy with the **Cleanliness in College.**

92.59% respondents are happy with the **Washroom Facilities.**

88.89% respondents are happy with the **Drinking Water Facilities.**

88.89% respondents are happy with the **Quality of Food served in the Canteen.**

77.78% respondents are happy with the **Seating Arrangement in the Canteen.**

88.89% respondents are in support of the **NSS Activities** in the college.

70.37% respondents like the **Campus Placements and Placements Cell.**

81.48% respondents favour **Education and Career Guidance**

92.59% respondents like the **Cultural Forum and Extracurricular Activities.**

92.59% respondents are happy with the **Access to Student Notification/ College Website.**

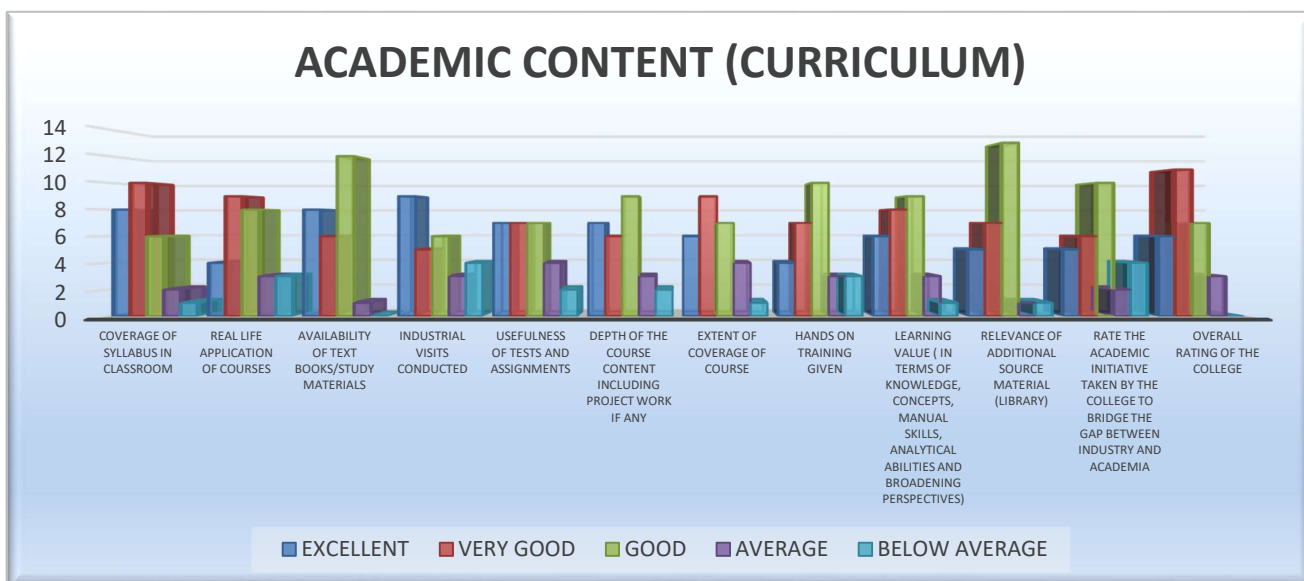
85.19% respondents are appreciative of **IT Labs.**

This clearly reveals that college staff works diligently to provide amenities to student community, to ensure their holistic development and to provide autonomy to students, to take ownership of all the available facilities from the time of admission until completion of their academic programmes on the Campus.

ACADEMIC CONTENT (CURRICULUM)

	COVERAGE OF SYLLABUS IN CLASSROOM	REAL LIFE APPLICATION OF COURSES	AVAILABILITY OF TEXT BOOKS/ STUDY MATERIALS	INDUSTRIAL VISITS CONDUCTED	USEFULNESS OF TESTS AND ASSIGNMENTS	DEPTH OF THE COURSE CONTENT INCLUDING PROJECT WORK IF ANY
EXCELLENT	8	4	8	9	7	7
VERY GOOD	10	9	6	5	7	6
GOOD	6	8	12	6	7	9
AVERAGE	2	3	1	3	4	3
BELOW AVERAGE	1	3	0	4	2	2
TOTAL	27	27	27	27	27	27

	EXTENT OF COVERAGE OF COURSE	HANDS ON TRAINING GIVEN	LEARNING VALUE (in terms of knowledge, concepts, manual skills, analytical abilities and broadening perspectives)	RELEVANCE OF ADDITIONAL SOURCE MATERIAL (LIBRARY)	RATE THE ACADEMIC INITIATIVE TAKEN BY THE COLLEGE TO BRIDGE THE GAP BETWEEN INDUSTRY AND ACADEMIA	OVERALL RATING OF THE COLLEGE
EXCELLENT	6	4	6	5	5	6
VERY GOOD	9	7	8	7	6	11
GOOD	7	10	9	13	10	7
AVERAGE	4	3	3	1	2	3
BELOW AVERAGE	1	3	1	1	4	0
TOTAL	27	27	27	27	27	27



The above table and the subdivided bar graph suggests that

88.89% respondents have responded favourably on **Coverage of Syllabus in the Classroom.**

77.78% **Real life Application of courses.**

96.30% respondents approve the **Availability of Text Books / Study Materials.**

74.07% respondents favoured the **Industrial Visit conducted.**

77.78% respondents affirm the **Usefulness of Tests and Assignments.**

81.48% respondents approve on the **Depth of the Course Content including Project work, if any.**

81.48% respondents are happy with the **Extent of Coverage of the Course.**

77.78% respondents agree that **Hands on Training is given.**

85.19% respondents gave favourable response towards **Learning Value (in terms of knowledge, concepts, manual skills, analytical abilities and broadening perspectives).**

92.59% respondents gave favourable response towards students **Relevance of additional source material, (library).**

77.78% respondents have responded favourably towards **Rate the Academic Initiative taken by the College to Bridge the Gap between Industry and Academia**

88.89% respondents have responded favourably **Overall Rating of the College**

This clearly reveals that faculty plans meaningful teaching learning activities based on curriculum. The main focus is to engage the learners in active, constructive, practical, and cooperative ways. They ensure holistic development of the students and also their advancement to meet the future challenges.

From the above analysis we can conclude that Nirmala Memorial Foundation College instills essential academic knowledge and skills and provides positive and a nurturing environment that promotes better performance and better achievement of its students by preparing them for life and future challenges.